

Behaving Yourself



TRAINER RESOURCE

This document is a reference and preparation sheet for the trainer, and a companion to the lesson plan.

The Learning Objectives summarize the knowledge that learners should have gained by the time they reach the end of the module.

The Background and Detail for Trainer provides greater details on the content, and links to references. It will allow trainers to learn more about the topic so they can lead discussions or answer questions confidently without being limited to the classroom content. Each item in the Background supports a section in the Lesson Script.

Learning objectives

- > An understanding of how disclosure affects your privacy and the privacy of others
- > An understanding of the risks associated with social networks and how public sharing on these networks can be detrimental to others
- > An understanding of the risks associated with intimacy online
- > Ability to configure privacy settings on Facebook



Background and Detail for Trainer

1 Sharing with the world

1.1 In Brief

We can express ourselves freely online. However, we should be considerate when sharing in public and semi-private.

1.2 In Detail

- Public publishing
 - The Internet allows people to share their lives, knowledge and opinions online.
 - It is perhaps the ultimate tool for free speech, allowing anyone to express themselves online.
 - With such great power also comes a greater responsibility to participate in global society in a reasonable way.
 - We might be tempted to vent our frustrations or be less constructive in our communication than we should.
 - The emotional release of this expression generally turns to regret, as the outburst is permanent.
 - It pays to read your comment aloud before pressing 'Send' to see if it sounds polite and constructive.
 - Remember that what you send could remain online forever, and may be seen by friends, family and future employers as representing your attitudes.
 - Even if you feel your comments are anonymous, in practice this is difficult to achieve as ultimately, online service providers could be forced by a court to reveal your identity.
 - Abuse online can be directed at the author of an article, be a personal attack, be dismissive of another person, or even contain the threat of harm.
 - This abuse could be considered as constituting harassment online or result in a criminal or civil proceeding for reasons of defamation, libel or privacy invasion.
 - In Canada, statements that incite or wilfully promote hatred against any identifiable group, where such incitement is likely to lead to a breach of the peace, are considered to be a crime under laws relating to hate speech.¹
 - The Internet does not limit what you can share, who you share with or when.

¹ <http://www.lawnow.org/whaticott-case-balancing-free-speech-social-harmony/>; <http://www.cbc.ca/news/canada/when-is-it-hate-speech-7-significant-canadian-cases-1.1036731>; <http://laws-lois.justice.gc.ca/eng/acts/C-46/page-71.html#h-g2>



- You can openly and freely share your life and opinions but be aware that you have no control over the in context they will be read in.
 - Providing very personal details or even exhaustive updates on the details of your daily routine could cause discomfort or wear on relationships with friends and family.
- Be aware of what you are sharing. It may reveal more than you intend or be revealed to more people than you intend.
 - Geographic tags in posts and cues in images and posts could provide information about your routine, where you live, work or go to school.
 - Your posting might tell burglars and other criminals what is in your home and when you are away.
- Everyone has different ideas about privacy. Even people in the same family can have different ideas about what is private.
 - Be aware of this, particularly when sharing details that may have occurred in a private space, photographs of other people, children and the private spaces of others (such as their houses).
 - What you choose to disclose publicly or semi-publicly (within a group of friends or family) could cause a problem if a friend has chosen not to disclose.
 - For example, partners finding out about engagement rings before the proposal, employers finding out about dishonest sick days, insurers questioning claims and parents discovering their children's sexual preferences.

1.3 In Practice

DO think carefully about others before sharing online.

DO consider the privacy of others.

DO be conscious of how much you are sharing.

2 Personal relationships online

2.1 In Brief

Internet technology provides new ways of sharing intimately. There are some new risks with intimacy online that you should consider first.

2.2 In Detail

- Information and communication technology is everywhere in modern Canadian society.
 - It has become part of relationships.
 - The tools of modern communications technologies have new benefits and risks for relationships.



- Computers and the Internet have benefited couples, particularly those in long-distance relationships, allowing them to build greater trust and feel more satisfied.
- The development of technologies that allow people to produce and distribute images and video has led to it being turned to intimate uses.
 - Each development of personal communications technologies has been turned to this purpose in forms such as love letters, Polaroid photographs, and phone sex.
 - Intimate uses of personal computing devices such as smartphones, tablets, notebooks and personal computers should not be surprising.
 - The intimate use of computers is commonly called "sexting," a combination of "sex" and "texting" or sending text via a messaging service.
 - Some applications seem well suited to or have become synonymous with sexting.²
 - Encrypted messaging applications sometimes offer features such as secure communications and timed image destruction.
 - Encryption software with 'end-to-end' encryption, meaning the message is encrypted at your device and stays encrypted until it reaches its destination, are considered more secure.
 - It is hard to know exactly what happens when these programs do their work, so independent verification of their function is better.
 - Some applications are designed to encrypt files (like images) where they are stored.³
 - Both Windows and Apple computer systems have inbuilt capabilities to encrypt files.⁴
- No application can guarantee the confidentiality of your communications.
 - Even in the unlikely event that the software is completely secure, we all make mistakes sometimes.
 - It is always possible to simply snap a picture of the display with another camera, overcoming any security technology.
- The application called Snapchat is often used for sexting.
 - Snapchat and other image messaging tools are primarily used as a fun and easy way to share selfies and other images with text and drawings with close friends and family.
 - The presence of Snapchat on the device is no indication that the device is used for sexting.

² <https://www.eff.org/secure-messaging-scorecard>

³ For example: <http://truecrypt.sourceforge.net>

⁴ Windows <http://windows.microsoft.com/en-us/windows/encrypt-decrypt-folder-file#1TC=windows-7> apple <https://support.apple.com/en-us/HT201599>



- Snapchat is not the most secure application available, it is not recommended for use with intimate images.
- Sexting is a fairly common practice, with various studies suggesting that at least 20% of people engage in some form of sexting
 - Consensual sexting has not been shown to have any effect on a person or their relationship or any link to other sexual behaviours that are considered risky.
 - Sexting is not problem free.
 - There is a clear difference between consensual and non-consensual sexting.
 - Non-consensual sexting is never ok.
 - It is important to talk about it first, preferably face-to-face.
 - Talking first is important because even just sending a sext if your partner does not feel comfortable reciprocating could have a negative impact on that person, on you and on the relationship.
 - Take it slow, take care to set out your boundaries and communicate. This could help to avoid conflicts around the differences in privacy expectations and practices between you and your partner.
 - Sexting is not necessary or expected in a relationship, and could become a source of unwarranted stress on the relationship.
 - There is a clear difference between sending and receiving sexts with a consenting partner, and showing, forwarding or distributing those messages or images to someone else.
 - Distributing intimate images is not a safe practice. Sending images increases the chances of those images being lost or winding up on the Internet.
 - The more computers or devices the images are transferred through or exist on, the greater the chance of a security issue with one of those devices or that its user makes a mistake.
 - Most people view forwarding personal intimate images as a violation of their privacy, so distributing an image could be devastating to the relationship and to your partner.
 - People have been known to deliberately distribute intimate images without consent, often after a break-up.⁵
 - The people affected by this have suffered harm beyond the psychological, including losing their jobs, being forced to change their names, their schools and have been subject to offline stalking and harassment.

⁵ The media has referred to this act as “Revenge porn” in the past.



- Because of the great harm of sending intimate images without consent, it is illegal.
 - Under Canadian law⁶ “Everyone who knowingly publishes, distributes, transmits, sells, makes available or advertises an intimate image of a person knowing that the person depicted in the image did not give their consent to that conduct, or being reckless as to whether or not that person gave their consent to that conduct, is guilty”⁷ of a crime.
- Sexting for adolescents and young adults is potentially more complex.
 - Making, printing, publishing or possessing any photographic, film, video or other visual representation of a person who is or is depicted as being under the age of 18 engaged in sexual activity or focuses on the sexual (including breasts) or anal region is illegal.⁸
 - There is an exception in Canada for exchanging sexual images between intimate partners in a legal sexual relationship (i.e. where their age complies with the age of consent).
 - It is unlikely that the police will prosecute teens with a criminal offence. The authorities have taken action against the distribution of images by someone outside that relationship.
 - If you receive an intimate image of someone sent without their consent, or if someone distributes an intimate picture of you without your consent, neither you, the person in the image nor the person who made the image is necessarily guilty of a crime. It is possible to seek the support of parents, teachers and even the police.⁹

2.3 In Practice

DO get your partner's consent before sexting.

DO seek independently-verified encryption software for your communications, and know there are still risks.

DO keep intimate images private. Forwarding to others is not acceptable.

DO seek counsel if you receive images of others without their consent.

3 Social networks

3.1 In Brief

Social networks allow us to share in a public or semi-private way. They are an easy way to stay in touch but socializing online does present new risks.

⁶ For more information see: <http://www.canlii.org/en/ca/scc/doc/2001/2001scc2/2001scc2.html>

⁷ The Canadian Criminal Code 162.1(1) see: <http://laws-lois.justice.gc.ca/eng/acts/C-46/section-162.1.html>

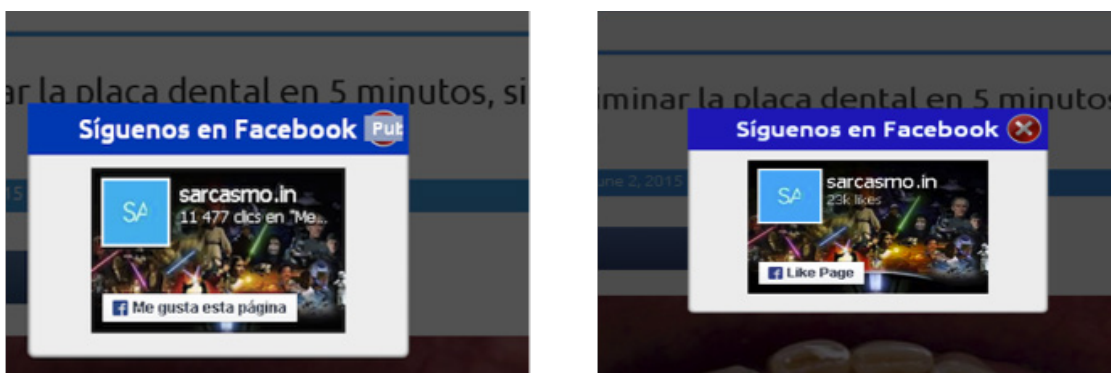
⁸ <http://laws-lois.justice.gc.ca/eng/acts/C-46/section-163.1.html>

⁹ <http://org.kidshelpphone.ca/guest-blog-sexting-and-the-law-in-canada-by-dr-andrea-slane/>



3.2 In Detail

- Social media or social network services are Internet services that allow people to create a public or semi-public profile, and find and connect with other users to share content.
 - They are an easy way to stay in touch with friends, family and acquaintances.
 - Like any other form of communication online they can also contain some risks.
 - Just like email and other webpages, social media present a potential source of malware, phishing and other scams.
 - Think carefully before clicking on content on these pages.
 - Malware can be spread by disguising itself as articles with catchy titles such as "Get rid of dental plaque in 5 minutes" or "HD Show, Watch!"
 - These can lead to other pages, which install malware and can spread to your social media contacts, such as by disguising a "share" or 'like' button as an "X".



- > The box on the right contains a hidden button to share where the "X" is shown (as revealed in the image on the left) to trick the user into sharing the posting.

Figure 1 - <https://blog.sucuri.net/2015/06/analyzing-a-facebook-clickbait-worm.html>

- Social networks also present more subtle harms as they can:
 - Be a source of irritation because of inappropriate or annoying content, like spam email;
 - Become a time-consuming social obligation;
 - Lead to feelings of lacking control over privacy where the privacy settings are not able to match expectations;
 - Be a source of issues due to social comparisons and jealousy;
 - Be a source of conflict.



- A potential source of conflict can be with the public announcement of relationship status on social media.
 - For example, Facebook allows people to state that they are “in a relationship with” another member of Facebook, and will link their profiles.
 - Publicizing this relationship status is called going “Facebook Official.”
 - Going FBO is a very public broadcasting of the relationship to large social groups, and thus could be considered a greater step than more traditional stages of commitment in relationships.
 - However, the actual commitment implied by this status may be different between people and genders, which could cause conflict.
 - If the relationship changes, it could also be a source of stress as this is also announced to a large group of friends.
- Our use of social media can affect the way we discuss issues both on and offline in an effort to manage our appearance in a larger, more varied and ubiquitous social group.
 - This can lead to self-censoring in order to fit in with the group, or not analyzing issues as one would have without this pressure, and potentially inhibiting critical thinking.

3.3 In Practice

DO think before you click on social media posts.

DO be aware that social media can be cause of conflict.

4 Setting privacy on social networks





4.1 In Brief

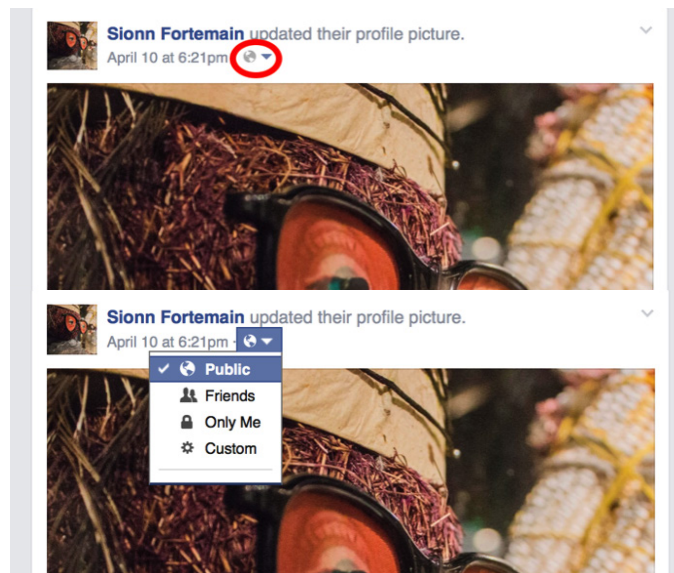
Facebook provides controls over the privacy of your profile and interactions. The exact function of these controls is difficult to understand. Managing these settings can be time-consuming—but it is important.

4.2 In Detail

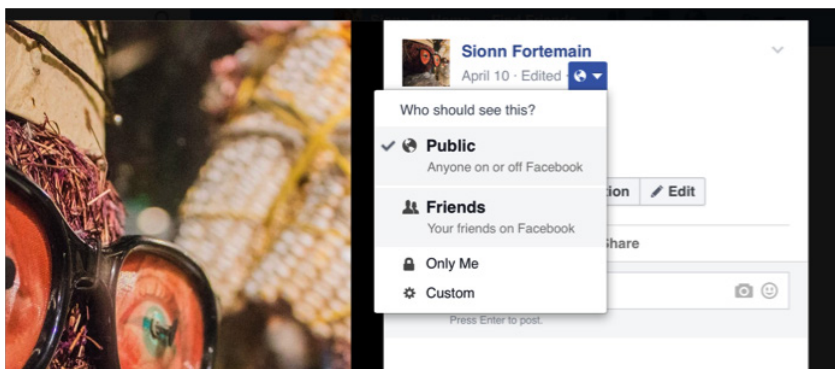
- Information on your Facebook account
 - Every time you add content to your account, whether it is a status, photo, video, profile or cover picture, job, relationship or interest update, this content may be visible as a “Timeline Post” that shows up in others’ news feeds and as information on your profile.
 - A “post” is content on your Timeline that others may interact with through their news feeds. They can “like,” “comment” or “share” your posts. Posts include status updates, pictures and life events.
 - Other information, such as a job, relationships status, places you’ve been or interests are forms of passive content visible on your profile. However, when new events are added, such as a new job or relationship, you may choose to make a post that others may interact with.



- Changing the visibility of your posts and photos
 - Locate the icon beside the date of publication of the post. It will be a globe, two silhouettes, a lock or a gear. Click on this icon to change the audience who can see the post.
 -  **Public** Globe = Public
 - Everyone on Facebook and anyone who searches for you on Google (unless searching is turned off).
 -  **Friends** Two Silhouettes = Friends
 - Only those in your friends' list, and all of their friends if you tagged someone. You may sometimes see three silhouettes, which signifies "friends of friends" or one full silhouette with a faint one behind it for "friends except acquaintances."
 -  **Only Me** Lock = Only Me
 - Only you can see the content.
 -  **Custom** Gear – Custom
 - Certain custom groups (groups made on Facebook to include certain people such as family, school or work groups) may see your post. Also, individual people on Facebook can be set to not see the post, even if they are in your friends list.



- Although the profile picture posts give you the option to change the audience, this is exclusively for the "post" itself, not for the visibility of the profile picture.
 - If you want to change the visibility of a profile picture, you must go to the actual photo.



- Keep in mind that your current profile picture and cover photos are public.
 - If the current profile picture's audience is set to "Friends" or "Only Me," the public can only see a thumbnail of the image; however, it is still visible if searched through Facebook or Google (unless searching is turned off; more below).
 - Once there are multiple profile pictures, however, these can be set to different audiences. Again, the first and current profile picture may be seen by anyone as a thumbnail, no matter the privacy setting. Cover photos and their posts are always public.

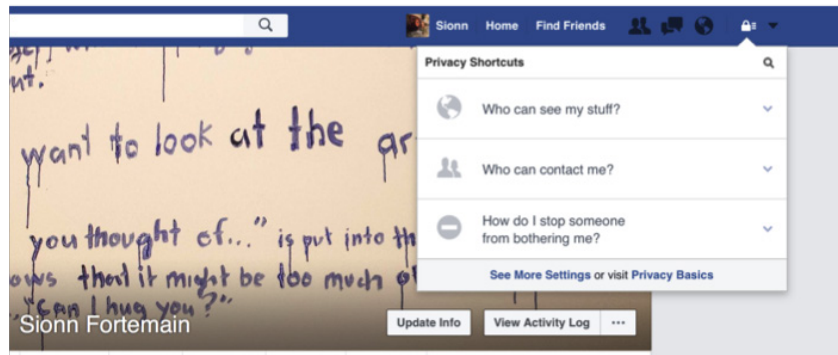


- To rapidly choose those who should see posts, go to the "privacy shortcut" icon in the top right-hand corner of their profile.

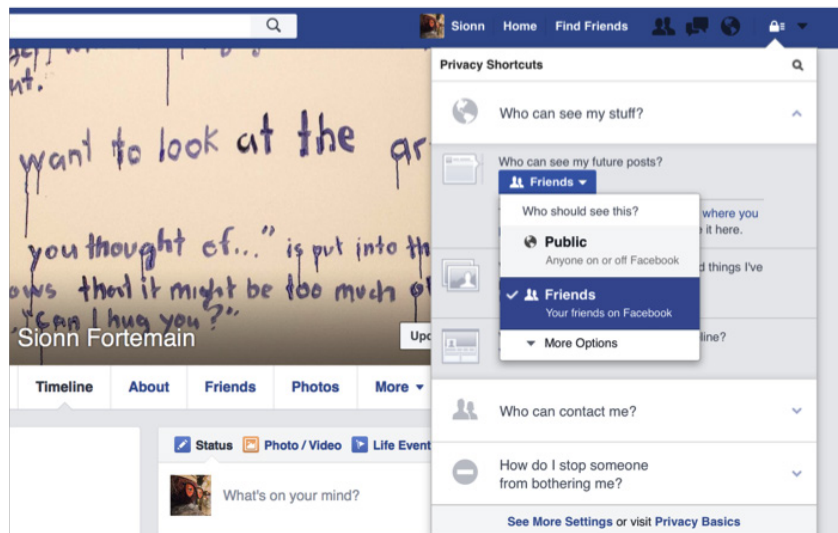




- There are three options:
 - Who can see my stuff?
 - Who can contact me?
 - How do I stop someone from bothering me?



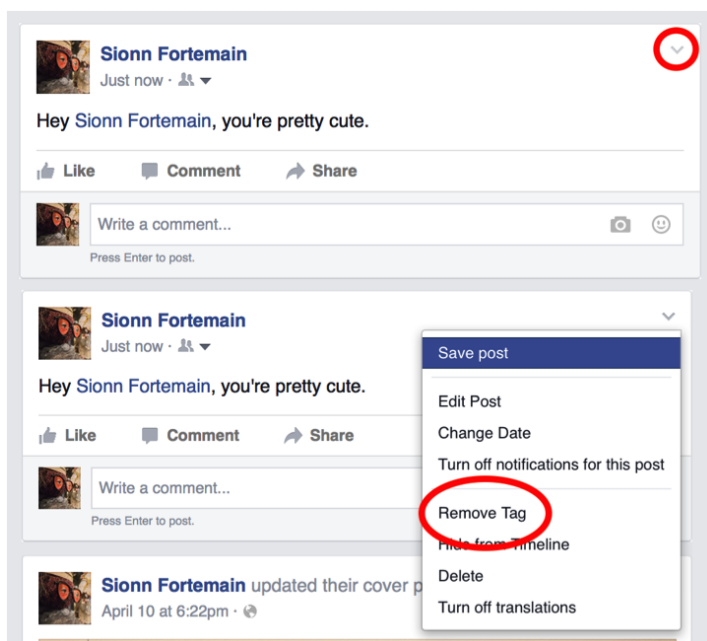
- Click on the "who can see my stuff" option to reveal options to better control the visibility of your posts.



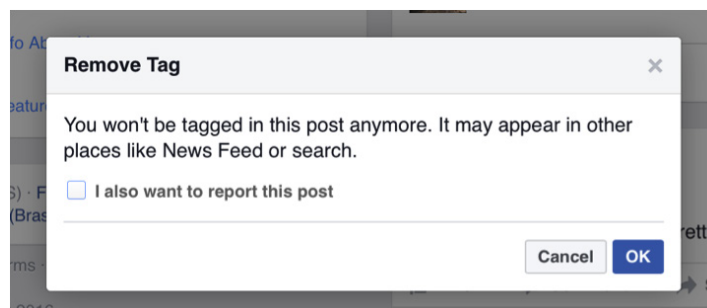
- Remember that your online privacy is determined by the privacy settings of your profile, and by how you interact with other profiles.
- If a page or a profile makes posts that are public, then your interactions with these posts are visible to everyone on Facebook and anyone who may search for you online.



- Changing the visibility of posts in which you are tagged
 - Tagging occurs when a Facebook friend identifies you in a status, photo or event.
 - When you are tagged, the content you are tagged in is available to the friends of the friend who tagged you, and all your friends as well.
 - Tagged names appear in blue as a hyperlink that redirects to your account.
 - If someone tags you in a post that you do not want to be tagged in, you may remove the tag.

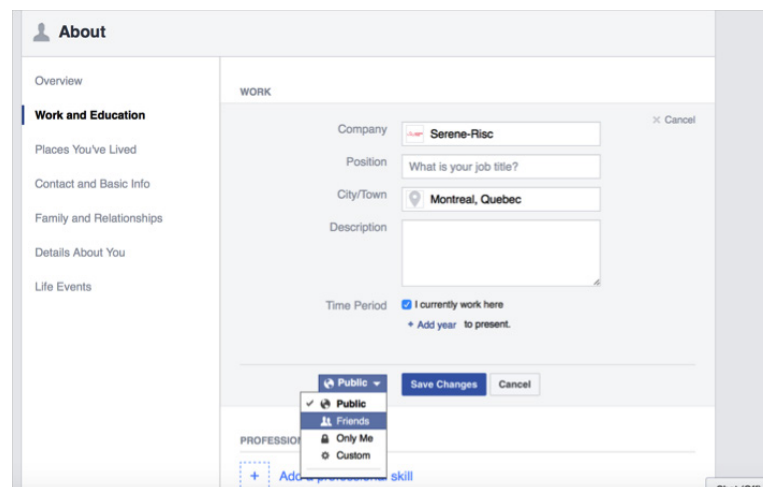


- Facebook then warns you that, although the tag has been removed, it will still appear in other's news feeds or in searches.
 - You may remove the tag, but not your name, from the content.
 - You also have the option to report the content in which you were tagged.



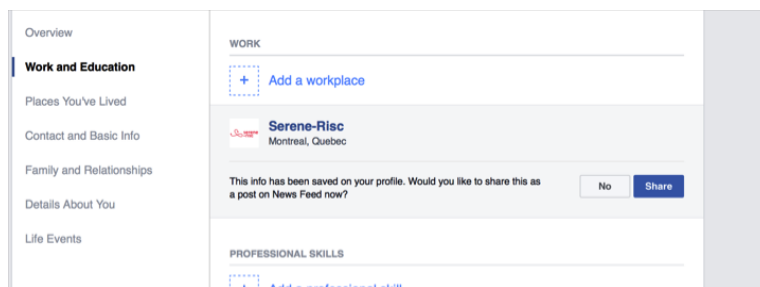


- You can see that the name remains in the post; however, it no longer redirects to your profile. All the friends of the person who made the originally post can still see it.
- If you truly want the content to be removed, Facebook suggests that you ask the person who made the post to take it down.¹⁰
- Changing the visibility of information on your profile
 - The privacy icons (globe, silhouettes, lock, gear) can be found and customized for almost everything shared on Facebook; employment, relationship status, liked pages, contact info, etc.
 - Therefore, you can choose the audience for virtually everything you share on Facebook by toggling these icons.
 - For example, when sharing employment information, you may set whom they want their job to be visible to.

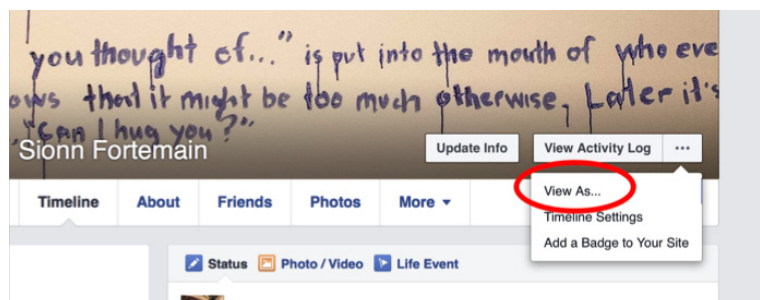
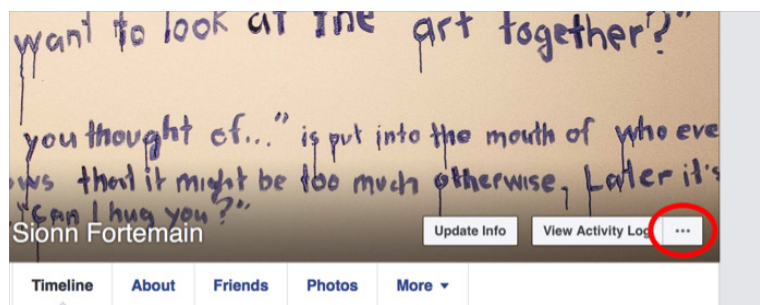


- Once the information has been saved, Facebook asks whether you would like to share it as a post. When the post is created, you may change the audience as you would with any other post.

¹⁰ <https://www.facebook.com/help/196434507090362>



- **Caution:** certain external sources, such as Facebook comment sections on popular websites like BuzzFeed and Huffington Post, and applications like Tinder, will publicly display your employment and vocational information, even if it is not public on your account.
- When your visible privacy settings are in place, a handy tool to review your privacy is the “view as” function.
 - This allows you to view your profile as any preferred audience: as your friends in general, as a specific group, a specific profile, the public or only to you.



- This way, you can go over items that you want the public, your friends, certain friends and groups to see.
- Who can look me up and contact me?
 - By default, Facebook allows many ways for your profile to be discovered.
 - Your profile can be found through your email address, phone number or through search engines such as Google or Bing.



- These options may be found in the “see more settings” link in the “privacy shortcut” icon shown above.

| Privacy Settings and Tools | | | |
|----------------------------|---|----------|----------------------------------|
| Who can see my stuff? | Who can see your future posts? | Friends | Edit |
| | Review all your posts and things you're tagged in | | Use Activity Log |
| | Limit the audience for posts you've shared with friends of friends or Public? | | Limit Past Posts |
| Who can contact me? | Who can send you friend requests? | Everyone | Edit |
| Who can look me up? | Who can look you up using the email address you provided? | Friends | Edit |
| | Who can look you up using the phone number you provided? | Friends | Edit |
| | Do you want search engines outside of Facebook to link to your profile? | No | Edit |

- You can change who can contact you in these settings. If you do not want people to find you through your email or phone number, deactivate these settings here.
- If you want to limit the visibility of your profile on the web, these options may be disabled.
- However, keep in mind that interactions with public profiles or pages are visible anywhere, even on Google.
 - If you like a public page, this activity will be available on Google, even if you have turned searching off and changed the privacy of your liked pages.

Bisbâyé - Facebook

<https://www.facebook.com/bisbaye/> [▼ Translate this page](#)

Ce fut un franc succès grace à vous. Au plaisir de vous revoir bientôt! Chronological.
Sionn Fortemain, Olivier Contensou, Julien Daoust and 3 others like this.

- For example, a search for Sionn Fortemain, a profile for which searching is turned off, still reveals one liked page (even though liked pages are not publicly visible on this account).

4.3 In Practice

DO take the time to manage your privacy settings on Facebook.



Glossary of Terms

| | |
|--------------------------------|--|
| Defamation | Communication that lowers the estimation of a person by a reasonable person (hurts their reputation). |
| Encryption | A process of converting information to a form unreadable to untrusted parties that still contains the original information and is able to be read by the intended recipient. |
| 'End-to-end' encryption | The message is encrypted at your device and stays encrypted until it reaches its destination. |
| Facebook | One of the most popular social media sites in the world. |
| Facebook Official (FBO) | Common saying expressing when two people in a romantic relationship decide to publicize their relationship on Facebook. |
| Geographical tags | Information on a photo or a post that reveals the content's geographical location. |
| Libel | Defamation on a permanent record, such as a web page. |
| Malware | Software designed primarily for a malicious purpose. |
| News Feed | Where Facebook "posts" from other users are accumulated and can be interacted with. |
| Phishing | Emails, calls or other communication designed to trick you to give away personal information or passwords. |
| Post | A Facebook entry with a certain level of visibility assigned to it. |
| Profile | A virtual representation of oneself, such as a Facebook profile with personal information. |



Glossary of Terms (continued)

| | |
|--|--|
| Selfie | A photo of oneself by oneself, generally for the purpose of posting online. |
| Sexting | Combination of "sex" and "texting": sending intimate images or text through a messaging service. |
| Social Media | A service designed to provide tools for socializing with others across the Internet. |
| Social Networking Service/Media | Internet services to find, connect and share content with other users. |
| Spam | Unsolicited and annoying email. |
| Tag | An identifying attribute given to a piece of information, such as putting a name to a face in an image. |
| Timeline | One's own personal space on Facebook where their profile is situated along with their identifying information. |

Behaving Yourself



LESSON PLAN

| | Time | Slide |
|---|--------|-------|
| <p>Learning objectives</p> <ul style="list-style-type: none"> • An understanding of how disclosure affects your privacy and the privacy of others • An understanding of the risks associated with social networks and how public sharing on these networks can be detrimental to others • An understanding of the risks associated with intimacy online • Ability to configure privacy settings on Facebook | — : — | 0 |
| 1. Sharing with the world | 5 : 00 | 1 |
| We can express ourselves freely online. However, we should be considerate when sharing in public and semi-private. | — : — | |
| <p>DO think carefully about others before sharing online.</p> <p>DO consider the privacy of others.</p> <p>DO be conscious of how much you are sharing.</p> | | |
| <p>Notes:</p> <hr/> <hr/> <hr/> <hr/> | | |



| | Time | Slide |
|--|--------|-------|
| 2. Personal relationships online | 2 : 00 | 2 |
| Internet technology provides new ways of sharing intimately. There are some new risks with intimacy online that you should consider first. | — : — | |
| <p>DO talk in person about sexting with your partner before you try it.</p> <p>DO seek independently-verified encryption software for your communications, and know there are still risks.</p> <p>DO keep intimate images private. Forwarding to others is not acceptable. DO seek counsel if you receive images of others without their consent.</p> | | |
| <p>Notes:</p> <p>_____</p> <p>_____</p> <p>_____</p> | | |
| 3. Social networks | 2 : 00 | 3 |
| Social networks allow us to share in a public or semi-private way. They are an easy way to stay in touch but socializing online does present new risks. | — : — | |
| <p>DO think before you click on social media posts.</p> <p>DO be aware that social media can be cause of conflict.</p> | | |
| <p>Notes:</p> <p>_____</p> <p>_____</p> <p>_____</p> <p>_____</p> | | |



| | Time | Slide |
|---|--------|-------|
| 4. Setting privacy on social networks | 2 : 00 | 4 |
| Facebook provides controls over the privacy of your profile and interactions. The exact function of these controls is difficult to understand. Managing these settings can be time-consuming—but it is important. | — : — | |
| DO take the time to manage your privacy settings on Facebook. | | |
| Notes: _____ _____ _____ _____ _____ _____ | | |

Practice

Discussion Questions:

- > Why do people write angry comments online, why would they regret it?
- > Have you even felt like a friend on Social Media shares too much?
- > How can you know if you are sharing too much?
- > Where is the point between not being open and sharing inconsiderately?
- > What could go wrong when sending intimate images to a partner?
- > Why is trust and communication so important?
- > Do you use social media like Twitter or Facebook?
- > Have you every received something annoying or offensive?
- > Things put on the Internet will probably stay there for ever, should this affect what you post?



Glossary of Terms

| | |
|--------------------------------|--|
| Defamation | Communication that lowers the estimation of a person by a reasonable person (hurts their reputation). |
| Encryption | A process of converting information to a form unreadable to untrusted parties that still contains the original information and is able to be read by the intended recipient. |
| 'End-to-end' encryption | The message is encrypted at your device and stays encrypted until it reaches its destination. |
| Facebook | One of the most popular social media sites in the world. |
| Facebook Official (FBO) | Common saying expressing when two people in a romantic relationship decide to publicize their relationship on Facebook. |
| Geographical tags | Information on a photo or a post that reveals the content's geographical location. |
| Libel | Defamation on a permanent record, such as a web page. |
| Malware | Software designed primarily for a malicious purpose. |
| News Feed | Where Facebook "posts" from other users are accumulated and can be interacted with. |
| Phishing | Emails, calls or other communication designed to trick you to give away personal information or passwords. |
| Post | A Facebook entry with a certain level of visibility assigned to it. |
| Profile | A virtual representation of oneself, such as a Facebook profile with personal information. |



Glossary of Terms (continued)

| | |
|--|--|
| Selfie | A photo of oneself by oneself, generally for the purpose of posting online. |
| Sexting | Combination of "sex" and "texting": sending intimate images or text through a messaging service. |
| Social Media | A service designed to provide tools for socializing with others across the Internet. |
| Social Networking Service/Media | Internet services to find, connect and share content with other users. |
| Spam | Unsolicited and annoying email. |
| Tag | An identifying attribute given to a piece of information, such as putting a name to a face in an image. |
| Timeline | One's own personal space on Facebook where their profile is situated along with their identifying information. |

Behaving Yourself



LESSON SCRIPT

1. Sharing with the world

2. Personal relationships online



3. Social networks

4. Setting privacy on social networks



Glossary of Terms

| | |
|--------------------------------|--|
| Defamation | Communication that lowers the estimation of a person by a reasonable person (hurts their reputation). |
| Encryption | A process of converting information to a form unreadable to untrusted parties that still contains the original information and is able to be read by the intended recipient. |
| 'End-to-end' encryption | The message is encrypted at your device and stays encrypted until it reaches its destination. |
| Facebook | One of the most popular social media sites in the world. |
| Facebook Official (FBO) | Common saying expressing when two people in a romantic relationship decide to publicize their relationship on Facebook. |
| Geographical tags | Information on a photo or a post that reveals the content's geographical location. |
| Libel | Defamation on a permanent record, such as a web page. |
| Malware | Software designed primarily for a malicious purpose. |
| News Feed | Where Facebook "posts" from other users are accumulated and can be interacted with. |
| Phishing | Emails, calls or other communication designed to trick you to give away personal information or passwords. |
| Post | A Facebook entry with a certain level of visibility assigned to it. |
| Profile | A virtual representation of oneself, such as a Facebook profile with personal information. |



Glossary of Terms (continued)

| | |
|--|--|
| Selfie | A photo of oneself by oneself, generally for the purpose of posting online. |
| Sexting | Combination of "sex" and "texting": sending intimate images or text through a messaging service. |
| Social Media | A service designed to provide tools for socializing with others across the Internet. |
| Social Networking Service/Media | Internet services to find, connect and share content with other users. |
| Spam | Unsolicited and annoying email. |
| Tag | An identifying attribute given to a piece of information, such as putting a name to a face in an image. |
| Timeline | One's own personal space on Facebook where their profile is situated along with their identifying information. |

Behaving Yourself



CHEAT SHEET

1. Sharing with the world

We can express ourselves freely online. However, we should be considerate when sharing in public and semi-private.

- DO think carefully about others before sharing online.
- DO consider the privacy of others.
- DO be conscious of how much you are sharing.

2. Personal relationships online

Internet technology provides new ways of sharing intimately. There are some new risks with intimacy online that you should consider first.

- DO talk in person about sexting with your partner before you try it.
- DO seek independently-verified encryption software for your communications, and know there are still risks.
- DO keep intimate images private. Forwarding to others is not acceptable. DO seek counsel if you receive images of others without their consent.

3. Social networks

Social networks allow us to share in a public or semi-private way. They are an easy way to stay in touch but socializing online does present new risks.

- DO think before you click on social media posts.
- DO be aware that social media can be cause of conflict.

4. Setting privacy on social networks

Facebook provides controls over the privacy of your profile and interactions. The exact function of these controls is difficult to understand. Managing these settings can be time-consuming—but it is important.

- DO take the time to manage your privacy settings on Facebook.



Glossary of Terms

| | |
|--------------------------------|--|
| Defamation | Communication that lowers the estimation of a person by a reasonable person (hurts their reputation). |
| Encryption | A process of converting information to a form unreadable to untrusted parties that still contains the original information and is able to be read by the intended recipient. |
| 'End-to-end' encryption | The message is encrypted at your device and stays encrypted until it reaches its destination. |
| Facebook | One of the most popular social media sites in the world. |
| Facebook Official (FBO) | Common saying expressing when two people in a romantic relationship decide to publicize their relationship on Facebook. |
| Geographical tags | Information on a photo or a post that reveals the content's geographical location. |
| Libel | Defamation on a permanent record, such as a web page. |
| Malware | Software designed primarily for a malicious purpose. |
| News Feed | Where Facebook "posts" from other users are accumulated and can be interacted with. |
| Phishing | Emails, calls or other communication designed to trick you to give away personal information or passwords. |
| Post | A Facebook entry with a certain level of visibility assigned to it. |
| Profile | A virtual representation of oneself, such as a Facebook profile with personal information. |



Glossary of Terms (continued)

| | |
|--|--|
| Selfie | A photo of oneself by oneself, generally for the purpose of posting online. |
| Sexting | Combination of "sex" and "texting": sending intimate images or text through a messaging service. |
| Social Media | A service designed to provide tools for socializing with others across the Internet. |
| Social Networking Service/Media | Internet services to find, connect and share content with other users. |
| Spam | Unsolicited and annoying email. |
| Tag | An identifying attribute given to a piece of information, such as putting a name to a face in an image. |
| Timeline | One's own personal space on Facebook where their profile is situated along with their identifying information. |

Behaving Yourself



RESOURCE SHEET

Title: _____

Year: _____

Author: _____

Call Number: _____

Title: _____

Year: _____

Author: _____

Call Number: _____

Title: _____

Year: _____

Author: _____

Call Number: _____

Title: _____

Year: _____

Author: _____

Call Number: _____

Behaving Yourself



HAND-OUT SHEET

Venting frustrations online:

- a) Makes a real difference in the world
- b) Makes you feel better
- c) Is protected by the 2nd amendment to the constitution
- d) Generally makes you and everyone else feel worse and can lead to legal trouble

You should be careful when sharing on the Internet:

- a) To present only the best version of everything that happened
- b) Not to say what you feel or think openly
- c) To be considerate for your audience in how you share
- d) To be the first one to make a comment

Secretly forwarding an intimate image to a friend:

- a) Is hilarious
- b) Is not ok. It is harmful and illegal
- c) Is ok if you use encryption
- d) Would never result in the image being online

If you are in or see an intimate picture of someone underage you automatically have broken the law and will be arrested.

- a) True
- b) False

Social networks can cause harm by:

- a) Being a source of irritation because of inappropriate or annoying content, like spam email
- b) Becoming a time-consuming social obligation
- c) Leading to feelings of lacking control over privacy where the privacy settings are not able to match expectations
- d) All of the above

Behaving Yourself



HAND-OUT SHEET

ANSWER KEY

Venting frustrations online:

- a) Makes a real difference in the world
 - b) Makes you feel better
 - c) Is protected by the 2nd amendment to the constitution
 - d) Generally makes you and everyone else feel worse and can lead to legal trouble**
- > *The emotional release of venting frustrations online generally turns to regret, as the outburst is permanently recorded. It pays to read your comment aloud before pressing 'Send' to see if it sounds polite and constructive.*

You should be careful when sharing on the Internet:

- a) To present only the best version of everything that happened
 - b) Not to say what you feel or think openly
 - c) To be considerate for your audience in how you share**
 - d) To be the first one to make a comment
- > *Providing very personal details or even exhaustive updates on the details of your daily routine could cause discomfort or wear on relationships with friends and family. Everyone has different ideas about privacy. It may reveal more than you intend or be revealed to more people than you intend.*

Secretly forwarding an intimate image to a friend:

- a) Is hilarious
 - b) Is not ok. It is harmful and illegal**
 - c) Is ok if you use encryption
 - d) Would never result in the image being online
- > *Forwarding intimate images without consent is never ok. It is harmful to the person, to the relationship, increases the risk of the images ending up online and is illegal in Canada.*



If you are in or see an intimate picture of someone underage you automatically have broken the law and will be arrested.

a) True

b) False

- > *Neither you, the person in the image, nor the person who made the image is necessarily guilty of a crime. There is help available. It is possible to seek the support of parents, teachers and even the police.*

Social networks can cause subtle forms of harm by:

- a) Being a source of irritation because of inappropriate or annoying content, like spam email
- b) Becoming a time-consuming social obligation
- c) Leading to feelings of lacking control over privacy where the privacy settings are not able to match expectations

d) All of the above

- > *Feeling obligated to constantly check updates. Constantly expose you to irritating and annoying content and feelings of not being able to control your privacy.*